

QL Series

Digital Mixing Console




QL5



QL5 Rear Panel



QL1



QL1 Rear Panel



12U

Expandable all-in-one digital mixing console that inherits core features and performance directly from the CL series

- Naturally superior sound plus powerful built-in processing for broad creative control.
- Built-in Dugan automixer provides optimum channel balance while allowing the operator to concentrate fully on optimizing the overall sound.
- A large touch-panel display, selected channel controls, and a “Touch and Turn” knob make up an intuitive, efficient control interface.
- Extensive built-in input and output capacity that can handle a variety of applications without the need for stage boxes or other external equipment.
- Built-in Dante networking allows for flexible system expansion.
- Up to 24 R series I/O rack units can be connected to each console.
- An innovative “Port to Port” feature allows the console to function as a remote I/O device for any other QL or CL console.
- “Gain Compensation” allows multiple consoles to share and control the same I/O unit.
- Virtual “Premium Rack” with VCM models of the renowned Neve Portico 5033 equalizer and Portico 5043 compressor/limiter, plus other VCM equalizers, compressors, and studio-quality effects.
- Virtual “Effect Rack” allows simultaneous use of up to 8 effects from a selection of 46 ambience effects and 8 insertion effects.
- Virtual “GEQ Rack” allows graphic EQ to be inserted into the output buses as required for room equalization and other functions.
- Seamlessly integrated remote control and offline editing via an Apple iPad® or other computer.
- CL series compatibility: data exchangeable between QL and CL consoles.
- Direct 2-track recording to standard USB flash drives, or serious multitrack recording to a DAW via Dante.
- Multitrack recordings can be used for “virtual sound checks” when the performers aren’t available.
- Dual Mini-YGDAI card slots provide easy I/O expansion as well as extra processing capabilities.
- Other features: comprehensive Fader Bank section with recallable four custom banks, editable channel names and colors, user defined keys and on-screen user defined knobs, 300 scene memories, input and output delays, ample EQ and dynamics processing, 16 DCA groups, 8 mute groups, 5-in/5-out GPI interface, multiple user key sets, on-screen help, and more.

[QL5]

32 + 2 fader configuration adapts to a wide range of channel layouts. The QL5 is a compact console with large-scale capabilities.

- Mix channels: 64 mono, 8 stereo.
- Busses: 16 mix, 8 matrix (Input to Matrix supported).
- Local I/O: 32 in, 16 out.
- Fader configuration: 32 + 2 (Master).
- Stainless steel iPad support stays.

[QL1]

16 + 2 fader configuration in a compact, rack mountable unit.

- Mix channels: 32 mono, 8 stereo.
- Busses: 16 mix, 8 matrix (Input to Matrix supported).
- Local I/O: 16 in, 8 out.
- Fader configuration: 16 + 2 (Master).
- Rack mountable with optional RK1 Rack Mount Kit.

OPTIONS

Rio3224-D 5U
 Rio1608-D 3U
 Ri8-D 1U
 Ro8-D 1U
 I/O RACK



Rio3224-D



Rio1608-D



Ri8-D

Ro8-D

Four I/O rack models with Dante networking capability provide flexible input and output setup for a wide range of applications. The 5U size Rio3224-D has 32 inputs and 16 outputs as well as four AES/EBU outputs. The 3U size Rio1608-D offers 16 inputs and 8 outputs. And for situations where you just need inputs or outputs, the compact 1U size Ri8-D and Ro8-D offer 8 inputs or outputs, respectively. All of the above connect to the console via Dante for low-jitter, low-latency audio transfer performance.

LA1L

Gooseneck Lamp



GENERAL SPECIFICATIONS

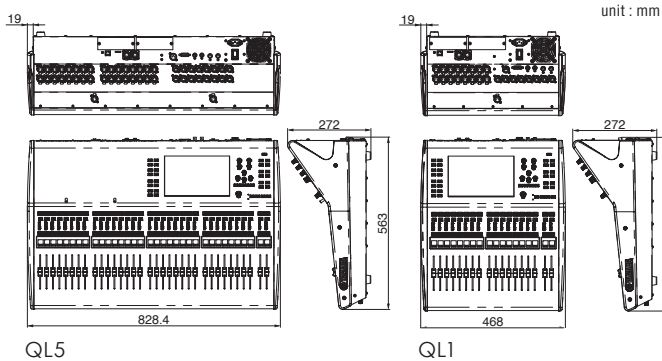
Sampling frequency rate	Internal: 44.1kHz, 48kHz External: 44.1kHz (+4.1667%, +0.1%, -0.1%, -4.0%) ±200ppm 48kHz (+4.1667%, +0.1%, -0.1%, -4.0%) ±200ppm
Signal Delay	Less than 2.5 ms OMNI IN to OMNI OUT (@fs=48kHz)
Fader	100mm motorized, Resolution=1024steps +10dB to -138dB, ~∞dB all faders
Total harmonic distortion**1 INPUT to OMNI OUT Input Gain=Min.	Less than 0.05% 20Hz to 20kHz @+4dBu into 600Ω
Frequency response CH INPUT to OMNI OUT	+0.5, -1.5dB 20Hz to 20kHz, refer to +4dBu output @1kHz, INPUT to OMNI OUT
Dynamic range (maximum level to noise level)	112dB typ., DA Converter, 108dB typ., INPUT to OMNI OUT, Input Gain = Min.
Hum & noise level**2 (20Hz to 20kHz), Rs=150Ω	-128dBu Equivalent input noise, Input Gain=Max., -88dBu Residual output noise, ST master off
Crosstalk (@1kHz) Input Gain=Min.	-100dB*3, Adjacent INPUT/OMNI OUT channels
Phantom Power	+48V
Power requirements	AC100V-240V, 50/60Hz
Power consumption	QL5: 200W QL1: 135W
Dimensions (W x H x D)	QL5: 828 x 272 x 563mm (32.6" x 10.7" x 22.2") QL3: 468 x 272 x 562mm (18.4" x 10.7" x 22.1") QL1: 14.7kg (32.4lbs)
Weight	QL5: 21.8kg (48.1lbs) QL1: 14.7kg (32.4lbs)

*1 Total harmonic distortion is measured with a 18dB/Oct filter @80kHz.

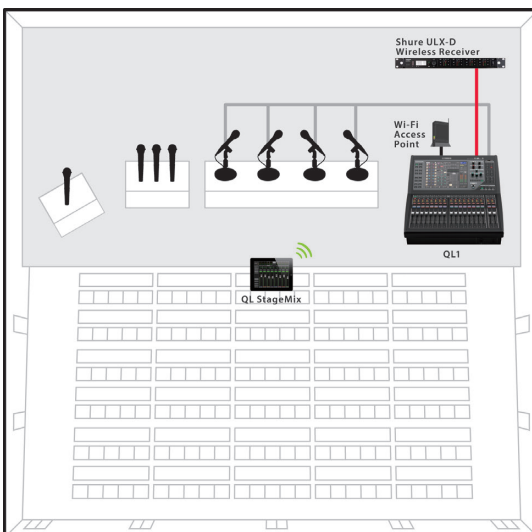
*2 Hum & noise level is measured with a 6dB/Oct filter @12.7kHz; equivalent to 20kHz filter with infinite dB/Oct attenuation.

*3 Crosstalk is measured with a 30 dB/octave filter @22kHz.

DIMENSIONS



SYSTEM EXAMPLE



A Compact System that Automatically Mixes up to 16 Speech Mics

At conferences or speech events where space for equipment is limited, a compact all-in-one QL console can be a huge advantage. The built-in Dan Dugan Automixer can automatically provide an optimum mix of up to 16 speech microphones. Events can be recorded directly to, and pre-recorded BGM can be played back from a USB flash drive. The StageMix application can provide remote control capability for even greater efficiency and convenience.

ANALOG INPUT SPECIFICATIONS

Input terminal	GAIN	Actual source impedance	For use with nominal	Input level			Connector
				Sensitivity	Nominal	Max. before clip	
INPUT 1-32 (QL5)	+66dB	7.5kΩ	50-600Ω Mics & 600Ω Lines	-82dBu	-62dBu	-42dBu	XLR3-31 type*
INPUT 1-16 (QL1)	-6dB			-10dBu	+10dBu	+30dBu	

ANALOG OUTPUT SPECIFICATIONS

Output terminal	Actual source impedance	For use with nominal	GAIN SW	Output terminals			Connector
				Nominal	Max. before clip		
OMNI OUT 1-16 (QL5)	75Ω	600Ω Lines	+24dB	+4dBu	vt+24dBu		XLR3-32 type*
OMNI OUT 1-8 (QL1)			+18dB	-2dBu	+18dBu		
PHONES	15Ω	8Ω Phones	—	75mW	150mW		ST Phone Jack**
		40Ω Phones	—	65mW	150mW		

DIGITAL I/O SPECIFICATIONS

Terminal	Format	Data length	Level	Audio	Connector
Primary/Secondary	Dante	24bit or 32bit	1000Base-T	64ch Input/64ch Output @48kHz*1	etherCON Cat5e

*1 QL1: 32ch Input/32ch Output@48kHz

DIGITAL OUTPUT SPECIFICATIONS

Terminal		Format	Data length	Level	Connector
DIGITAL OUT	AES/EBU	AES/EBU Professional Use	24bit	RS422	XLR3-32 type*

I/O Slot (1-2) SPECIFICATIONS

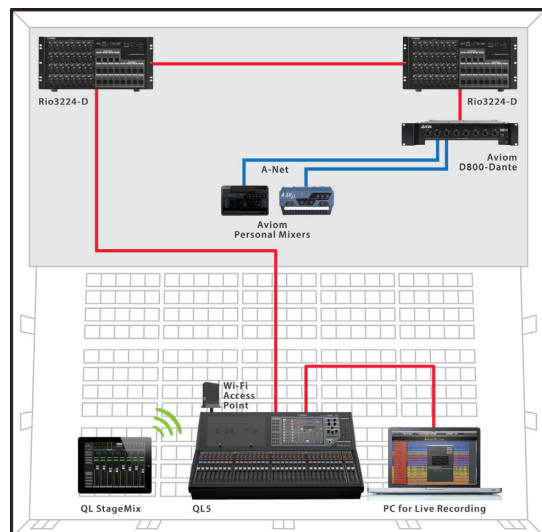
A Mini-YGDAI card can be inserted into slots 1-2. Only slot 1 supports serial interfaces.

CONTROL I/O SPECIFICATIONS

Terminal	Format	Level	Connector
MIDI	IN	—	DIN Connector 5P
	OUT	—	DIN Connector 5P
WORD CLOCK	IN	TTL/75Ω terminated	BNC Connector
	OUT	TTL/75Ω	BNC Connector
GPI (5IN/5OUT)	—	—	D Sub Connector 15P (Female)*1
NETWORK	IEEE802.3	10BASE-T/100Base-TX	RJ-45
LAMP (QL5=2, QL1=1)	—	0V - 12V	XLR-4-31 type*2
USB HOST	USB 2.0	—	USB A Connector (Female)

*1. Input pin: TTL level, w/ internal pull-up (47kΩ) Output pin: Open drain output (Vmax=12V, maximum sink current/pin=75mA)
Power supply pin: Output voltage Vp=5V, Max. output current=300mA

*2. 4 pin=+12V, 3 pin=GND, Lamp nominal power: 5W, Brightness (voltage) can be adjusted from the software.



A Simple Live System with Daisy-chained I/O Racks

This is an example of a simple live system that makes use of Dante networking. Stage side R-series I/O rack units are connected to the front-of-house QL console via network cables. An Aviom personal monitor system can also be connected to the Dante network via an Aviom D800-Dante distributor. This setup even allows multi-track recording to a computer via the Dante network.

